


Sessions, Fees & Funding



We like to keep things as simple as possible and look to provide predictability and stability for families by avoiding confusing multi-tier fee structures and hidden costs. Our fees include everything: meals, nappies, wipes, and all activities carried out with your children, including excursions and extra-curricular activities.

Charges are always for the month in advance, and payable on the 1st of each month via direct debit or Tax-free Childcare.

Full Day	Morning	Afternoon	Consumable charges
7.30am – 6.30pm	7.30am - 1.00pm	1.00pm - 6.30pm	Meals £1 Per Full Day /£1 Per Half Day
£100.00	£60.00	£60.00	Non-food consumables £1 per Full Day /50p per Half Day
			Extra activities £1 Full Day/ 50p per Half Day


30 hours entitlement (9 months+)

Working families may be eligible for up to 30 hours funding over 38 weeks of the year, from the term after your child turns 9 months old. We stretch this over the full year we are open, up to 22 hours per week, every week. The following fee tables reflect monthly fees before and after this funding has been applied.

	FULL DAYS		MORNINGS		AFTERNOONS		FUNDED HOURS APPLIED	
	Without funding	With funding	Without funding	With funding	Without funding	With funding	Full days	Mornings/Afternoons
5	£2,083.33	£1,274.87	1,275.00	£288.78	£1,275.00	£288.78	22 hours pw	22 hours pw
4	£1,700.00	£875.41	£1,020.00	£34.00	£1,020.00	£34.00	22 hours pw	22 hours pw
3	£1,275.00	£450.45	£765.00	N/A	£765.00	N/A	22 hours pw	
2	£850.00	£102.75	£510.00	N/A	£510.00	N/A	20 hours pw	
1	£425.00	N/A						

- The nursery is open 51 weeks a year. Closed only between Christmas and New Year and on Bank Holidays, and for a maximum of two in-service training (INSET) days per year. This gives us the time required to train staff to the highest possible standard, ensuring best practice for your child and ongoing professional development for our practitioners.
- Monthly fees are calculated using the following calculation:
(Weekly Booking × 51 weeks) ÷ 12 months = annualised monthly invoice amount.
If your child starts or leaves mid-month, fees are calculated using a daily rate.
Nursery fees are based on the opening hours of 7.30am - 6.30pm for full days, and 7.30am - 1.00pm or 1.00pm - 6.30pm for half days.
- The Government guidelines state that funding is not intended to cover the costs of meals, other consumables, or additional services and therefore we have to charge a voluntary consumable fee to cover all the additional aspects of nursery life at Monkey Puzzle Epsom that we pride ourselves on providing.
The consumable fee is broken down into an hourly rate of £3.00 per Full day and £2.00 per Half Day and is included in the above "With funding" fees (applied only to the number of hours of funding eligible to your booking pattern). Our above fees also include any additional private hours outside of the funded hours; there are no hidden additional costs to fees advertised for our all-inclusive offer.
Please refer to our "Fees and Funding" document for more details.
- A non-refundable registration fee of £100.00 is applicable.
- We require one full calendar months' notice in writing should you wish to reduce sessions or if you no longer require the place.
- As per our terms and conditions, we reserve the right to charge interest on late payment of fees at the statutory rate calculated daily, or rate of interest set by the court (whichever is higher), plus an administration charge of £25.00. Children may be excluded from the nursery if fees remain outstanding more than 14 days beyond their due date and registration may be terminated.
- If you require a combination of days / sessions not listed above, please speak with your Nursery Manager who will prepare a quote for you based on your requirements.
- The information contained herein is effective from 1st January 2026 and until further notice.
- All data shown is subject to change at the nursery's discretion. Any changes will be relayed to you as soon as is reasonably practicable.

Sessions, Fees & Funding



We like to keep things as simple as possible and look to provide predictability and stability for families by avoiding confusing multi-tier fee structures and hidden costs. Our fees include everything: meals, nappies, wipes, and all activities carried out with your children, including excursions and extra-curricular activities.

Charges are always for the month in advance, and payable on the 1st of each month via direct debit or Tax-free Childcare.

Full Day	Morning	Afternoon	Consumable charges
7.30am – 6.30pm	7.30am - 1.00pm	1.00pm - 6.30pm	Meals £4 Per Full Day /£8 Per Half Day
£100.00	£60.00	£60.00	Non-food consumables £2 per Full Day /2 per Half Day
			Extra activities £2 Full Day/ £2per Half Day


30 hours entitlement (2 year olds)

Working families may be eligible for up to 30 hours funding over 38 weeks of the year, from the term after your child turns 2 years old. We stretch this over the full year we are open, up to 22 hours per week, every week. The following fee tables reflect monthly fees before and after this funding has been applied.

	FULL DAYS		MORNINGS		AFTERNOONS		FUNDED HOURS APPLIED	
	Without funding	With funding	Without funding	With funding	Without funding	With funding	Full days	Mornings/Afternoons
5	£2,083.33	£1,316.53	1,275.00	£458.78	£1,275.00	£458.78	22 hours pw	22 hours pw
4	£1,700.00	£917.91	£1,020.00	£204.00	£1,020.00	£204.00	22 hours pw	22 hours pw
3	£1,275.00	£492.95	£765.00	N/A	£765.00	N/A	22 hours pw	
2	£850.00	£145.26	£510.00	N/A	£510.00	N/A	20 hours pw	
1	£425.00	N/A						

- The nursery is open 51 weeks a year. Closed only between Christmas and New Year and on Bank Holidays, and for a maximum of two in-service training (INSET) days per year. This gives us the time required to train staff to the highest possible standard, ensuring best practice for your child and ongoing professional development for our practitioners.
- Monthly fees are calculated using the following calculation:
(Weekly Booking × 51 weeks) ÷ 12 months = annualised monthly invoice amount.
If your child starts or leaves mid-month, fees are calculated using a daily rate.
Nursery fees are based on the opening hours of 7.30am - 6.30pm for full days, and 7.30am - 1.00pm or 1.00pm - 6.30pm for half days.
- The Government guidelines state that funding is not intended to cover the costs of meals, other consumables, or additional services and therefore we have to charge a voluntary consumable fee to cover all the additional aspects of nursery life at Monkey Puzzle Epsom that we pride ourselves on providing.
The consumable fee is broken down into an hourly rate of £8.00 per Full day and £12.00 per Half Day and is included in the above "With funding" fees (applied only to the number of hours of funding eligible to your booking pattern). Our above fees also include any additional private hours outside of the funded hours; there are no hidden additional costs to fees advertised for our all-inclusive offer.
Please refer to our "Fees and Funding" document for more details.
- A non-refundable registration fee of £100.00 is applicable.
- We require one full calendar months' notice in writing should you wish to reduce sessions or if you no longer require the place.
- As per our terms and conditions, we reserve the right to charge interest on late payment of fees at the statutory rate calculated daily, or rate of interest set by the court (whichever is higher), plus an administration charge of £25.00. Children may be excluded from the nursery if fees remain outstanding more than 14 days beyond their due date and registration may be terminated.
- If you require a combination of days / sessions not listed above, please speak with your Nursery Manager who will prepare a quote for you based on your requirements.
- The information contained herein is effective from 1st January 2026 and until further notice.
- All data shown is subject to change at the nursery's discretion. Any changes will be relayed to you as soon as is reasonably practicable.

Sessions, Fees & Funding



We like to keep things as simple as possible and look to provide predictability and stability for families by avoiding confusing multi-tier fee structures and hidden costs. Our fees include everything: meals, nappies, wipes, and all activities carried out with your children, including excursions and extra-curricular activities.

Charges are always for the month in advance, and payable on the 1st of each month via direct debit or Tax-free Childcare.

Full Day	Morning	Afternoon	Consumable charges
7.30am – 6.30pm	7.30am - 1.00pm	1.00pm - 6.30pm	Meals £15 Per Full Day /£15 Per Half Day
£90.00	£54.00	£54.00	Non-food consumables £5 per Full Day /5 per Half Day
			Extra activities £5 Full Day/ £5 per Half Day

30 hours entitlement (3&4 year old only)

Working families may be eligible for up to 30 hours funding over 38 weeks of the year, from the term after your child turns 3 years old. We stretch this over the full year we are open, up to 22 hours per week, every week. The following fee tables reflect monthly fees before and after this funding has been applied.

	FULL DAYS		MORNINGS		AFTERNOONS		FUNDED HOURS APPLIED	
	Without funding	With funding	Without funding	With funding	Without funding	With funding	Full days	Mornings/Afternoons
5	£1,875.00	£1,333.08	£1,147.50	£654.30	£1,147.50	£654.30	22 hours pw	22 hours pw
4	£1,530.00	£977.33	£918.00	N/A	£918.00	N/A	22 hours pw	
3	£1,147.50	£594.91	£688.50	N/A	£688.50	N/A	22 hours pw	
2	£760.00	£282.03	N/A	N/A	£510.00	N/A	20 hours pw	
1	£382.50	N/A						

15 hours entitlement (3&4 year olds only)

If you're not eligible for the 30 hours entitlement, then from the term following your child's 3rd birthday they will automatically be entitled to Universal 15 hours of funding over 38 weeks of the year. We stretch this over the full year we are open to 11 hours per week, every week. The following fee tables reflect monthly fees before and after this funding has been applied.

	FULL DAYS		MORNINGS		AFTERNOONS		FUNDED HOURS APPLIED	
	Without funding	With funding	Without funding	With funding	Without funding	With funding	Full Days	Mornings/Afternoons
5	£1,875.00	£1,616.32	£1,147.50	£900.42	£1,147.50	£900.42	11 hours pw	11 hours pw
4	£1,530.00	£1,266.24	£918.00	£671.11	£918.00	£671.11	11 hours pw	11 hours pw
3	£1,147.50	£883.83	£688.50	£441.80	£688.50	£441.80	11 hours pw	11 hours pw
2	£765.00	£501.41	N/A	N/A	N/A	N/A	11 hours pw	
1	£382.50	N/A						

- The nursery is open 51 weeks a year. We close only between Christmas and New Year and on Bank Holidays, and for a maximum of two in-service training (INSET) days per year. This gives us the time required to train staff to the highest possible standard, ensuring best practice for your child and ongoing professional development for our practitioners.
- Monthly fees are calculated using the following calculation:
 $(\text{Weekly Booking} \times 51 \text{ weeks}) \div 12 \text{ months} = \text{annualised monthly invoice amount.}$
 If your child starts or leaves mid-month, fees are calculated using a daily rate.
 Nursery fees are based on the opening hours of 7.30am - 6.30pm for full days, and 7.30am - 1.00pm or 1.00pm - 6.30pm for half days.
- The Government guidelines state that funding is not intended to cover the costs of meals, other consumables, or additional services and therefore we have to charge a voluntary consumable fee to cover all the additional aspects of nursery life at Monkey Puzzle (location) that we pride ourselves on providing.
 The consumable fee is broken down into an hourly rate of £xxx and is included in the above "With funding" fees (applied only to the number of hours of funding eligible to your booking pattern). Our above fees also include any additional private hours outside of the funded hours; there are no hidden additional costs to fees advertised for our all-inclusive offer.
 Please refer to our "Fees and Funding" document for more details.
- A non-refundable registration fee of £200 is applicable.
- We require one full calendar months' notice in writing should you wish to reduce sessions or if you no longer require the place.
- As per our terms and conditions, we reserve the right to charge interest on late payment of fees at the statutory rate calculated daily, or rate of interest set by the court (whichever is higher), plus an administration charge of £25.00. Children may be excluded from the nursery if fees remain outstanding more than 14 days beyond their due date and registration may be terminated.
- If you require a combination of days / sessions not listed above, please speak with your Nursery Manager who will prepare a quote for you based on your requirements.
- The information contained herein is effective from 1st September 2025 and until further notice.
- All data shown is subject to change at the nursery's discretion. Any changes will be relayed to you as soon as is reasonably practicable.